

Market Report

March, 2024



The Forge Bay Harbor

9971 W Bay Harbor Dr
Bay Harbor Islands, FL 33154

Every month we compile this comprehensive market report focus on The Forge Bay Harbor in this convenient and easy to read format. Our datas comes from more than six different sources including MLS Associations, County Offices and Financial Institutions. Get this report for free every month on our website theforgecondosforsale.com.

Property Stats

POSTAL CODE 33154

The property stats graph represents the median price evolution since ten years in your postal code area.



Similar Properties

DAYS ON THE MARKET

Everyday 3 months we monitor how many days it takes for similar properties to be sold. This is also a good indicator to know when to buy or sale!



Mortgage Rates

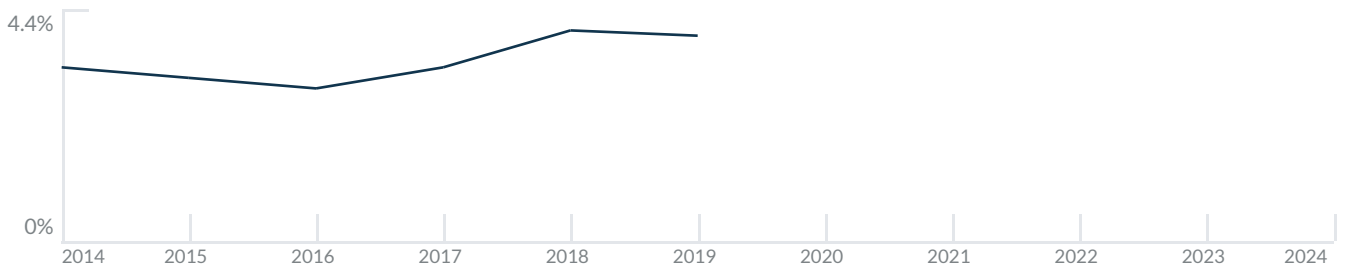
PER YEAR

Understanding mortgage economics is important when you want to buy with a loan. Below is the historical yearly average mortgage rates in the Unites States retrieved from Freddie Mac©

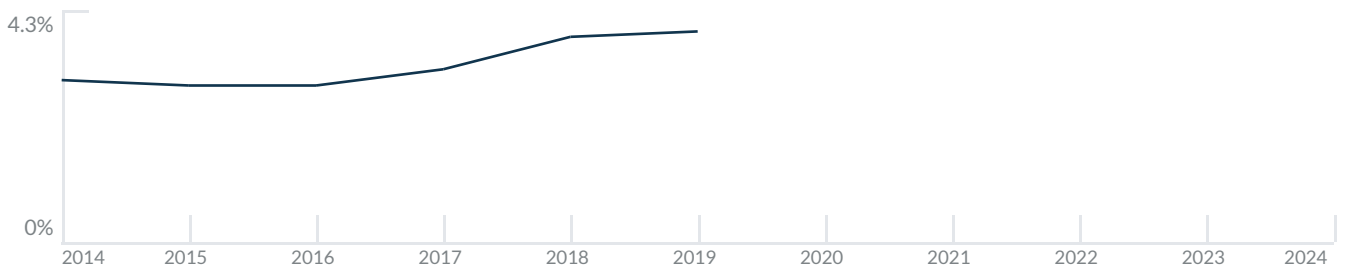
30 YEARS FIXED 4.4%



15 YEARS FIXED 3.9%



5/1-YEAR ADJUSTABLE 3.9%



Schools

CLOSEST

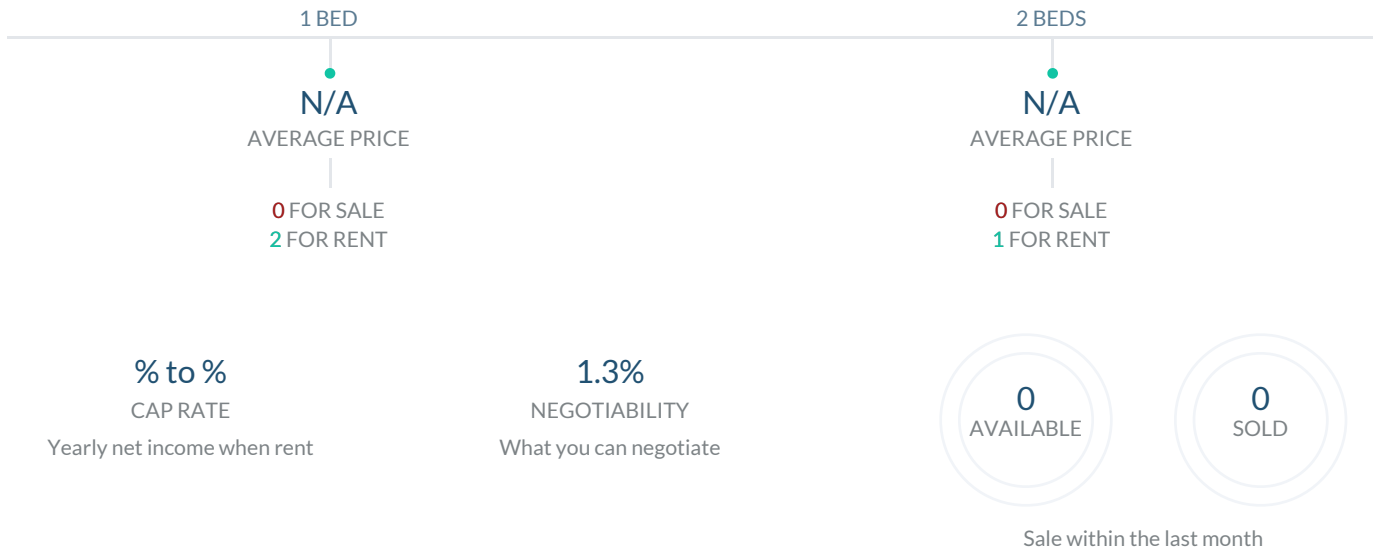
Having good schools nearby is important if you have kids or plan to rent or sell your home. Ratings are retrieved from the leading independent and nonprofit GreatSchools©

ELEMENTARY SCHOOL	MIDDLE SCHOOL	HIGH SCHOOL
Aventura City Of Excellence School	Aspirra Raul Arnaldo Martinez Charter School	North Miami Senior High School
10/10	2/10	3/10

Insights

IN THE FORGE BAY HARBOR

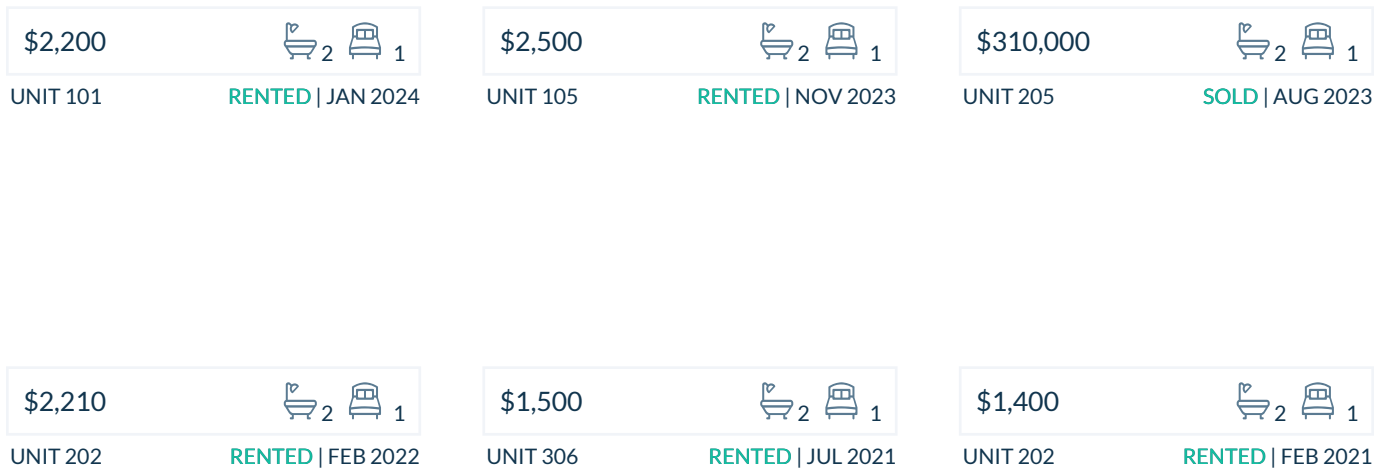
Below the average listing prices of available unit per property type.



Activity

SOLD OR RENTED

Below the latest transactions reported by the local MLS Association for The Forge Bay Harbor



Sold

LAST 20 PROPERTIES SOLD IN THE FORGE BAY HARBOR

Unit	Price	Beds/Baths	\$/Sqft	Sqft	Buying Date	Days on Market
205	\$310,000	1/2	\$323.9	957	Aug 2023	14
105	\$199,000	1/2	\$207.9	957	Dec 2019	95
303	\$147,500	1/2	\$155.3	950	Nov 2019	38
7G-N	\$2,995,000	4/5	\$805.8	3,717	Nov 2019	172
6D	\$696,000	2/2	\$543.8	1,280	Nov 2019	29
101	\$210,000	1/2	\$211.1	995	Apr 2019	162
205	\$210,000	1/2	\$219.4	957	Apr 2019	160
307	\$250,000	1/2	\$251.3	995	Sep 2018	163
7A-S	\$925,000	2/2	N/A	N/A	Aug 2018	30
202	\$175,000	1/2	\$180.4	970	Jul 2018	61
103	\$248,000	2/2	\$261.1	950	Aug 2017	140
103	\$248,000	2/2	\$261.1	950	Aug 2017	140
105	\$193,100	1/1	\$201.8	957	Nov 2016	171
105	\$193,100	1/1	\$201.8	957	Nov 2016	171
N/A	\$170,000	1/1	\$170.9	995	May 2016	32
207	\$170,000	1/2	\$170.9	995	May 2016	32
106	\$174,800	1/1	\$181.7	962	Mar 2016	20
106	\$174,800	1/2	\$181.7	962	Mar 2016	20
204	\$157,500	1/1	\$165.1	954	Jan 2015	87
105	\$1,000	1/1	\$1.0	978	Oct 2013	21

Rented

LAST 20 PROPERTIES RENTED IN THE FORGE BAY HARBOR

Unit	Price	Beds/Baths	\$/Sqft	Sqft	Rented Date	Days on Market
101	\$2,200	1/2	\$2.2	995	Jan 2024	24
105	\$2,500	1/2	\$2.6	957	Nov 2023	64
202	\$2,210	1/2	\$2.0	1,100	Feb 2022	48
306	\$1,500	1/2	\$1.6	962	May 2021	45
202	\$1,400	1/2	\$1.3	1,100	Jan 2021	7
302	\$1,400	1/2	\$1.4	970	Oct 2020	16
303	\$1,500	1/2	\$1.6	950	Oct 2020	17
6F-N	\$3,750	3/2	\$2.8	1,330	Nov 2019	153
4A-S	\$3,500	2/2	\$2.8	1,239	Nov 2019	132
6E-N	\$3,750	2/2	\$3.4	1,106	Oct 2019	87
3A-S	\$3,000	2/2	\$2.4	1,239	Jun 2019	64
5A-N	\$3,000	2/2	\$2.4	1,239	May 2019	1
5C-N	\$3,500	2/2	\$2.6	1,335	Apr 2019	32
301	\$1,500	1/2	\$1.5	995	Oct 2018	76
205	\$1,400	1/2	\$1.5	957	Apr 2018	20
106	\$1,450	1/2	\$1.5	962	Feb 2018	68
305	\$1,450	2/2	\$1.5	957	Feb 2018	27
105	\$1,400	1/2	\$1.5	957	Feb 2018	66
306	\$1,350	1/1	\$1.4	962	Jan 2018	86
306	\$1,350	1/2	\$1.4	962	Jan 2018	86

Currently Listed

ACTIVE LISTINGS 1/1

Unit	Price	Beds/Baths	\$/Sqft	Sqft	Listing Date	Owner
101	\$2,500/mth	1/2	\$2.5	995	Sep 2023	MATIAS JAVIE...
103	\$2,585/mth	2/2	\$2.7	950	Jan 2024	HUMBERTO E...
302	\$2,250/mth	1/2	\$2.3	970	Feb 2024	N/A